





Navy Children School, Goa

CLASS I HOLIDAY HOMEWORK



SUBJECTS	ASSIGNMENTS																																										
Mathematics	<ul style="list-style-type: none">Academic Homework: Take a print of the given sheet. Observe the picture. Count the objects and complete the given table. Colour the picture too.  <table border="1" data-bbox="813 835 1393 1003"><tr><td></td><td>4</td><td>Four</td><td></td><td><input type="checkbox"/></td><td></td></tr><tr><td></td><td><input type="checkbox"/></td><td></td><td></td><td><input type="checkbox"/></td><td></td></tr><tr><td></td><td><input type="checkbox"/></td><td></td><td></td><td><input type="checkbox"/></td><td></td></tr><tr><td></td><td><input type="checkbox"/></td><td></td><td></td><td><input type="checkbox"/></td><td></td></tr><tr><td></td><td><input type="checkbox"/></td><td></td><td></td><td><input type="checkbox"/></td><td></td></tr><tr><td></td><td><input type="checkbox"/></td><td></td><td></td><td><input type="checkbox"/></td><td></td></tr><tr><td></td><td><input type="checkbox"/></td><td></td><td></td><td><input type="checkbox"/></td><td></td></tr></table> <ul style="list-style-type: none">Fun Activity : Mosaic Pattern Art (To be done in the notebook) Using coloured A4 sheets, create a Mosaic Art Pattern as shown. (You can also make a pattern of your choice.)  <p data-bbox="873 1675 1274 1759">MOSAIC PATTERN ART fine motor art activity</p>		4	Four		<input type="checkbox"/>			<input type="checkbox"/>			<input type="checkbox"/>			<input type="checkbox"/>			<input type="checkbox"/>			<input type="checkbox"/>			<input type="checkbox"/>			<input type="checkbox"/>			<input type="checkbox"/>			<input type="checkbox"/>			<input type="checkbox"/>			<input type="checkbox"/>			<input type="checkbox"/>	
	4	Four		<input type="checkbox"/>																																							
	<input type="checkbox"/>			<input type="checkbox"/>																																							
	<input type="checkbox"/>			<input type="checkbox"/>																																							
	<input type="checkbox"/>			<input type="checkbox"/>																																							
	<input type="checkbox"/>			<input type="checkbox"/>																																							
	<input type="checkbox"/>			<input type="checkbox"/>																																							
	<input type="checkbox"/>			<input type="checkbox"/>																																							
English	<ul style="list-style-type: none">Complete ten pages of Handwriting																																										

**practice in the English notebook.
Mention the date on each page.
You can copy any story/ poem/
text.**

- Write two words beginning with each letter of the English alphabet.(A – Z)

To be done in the English notebook.

Eg A --- Ant and Axe

•Maintain all work as instructed, collect sheets in a folder/ bag made out of newspaper and submit to English teacher after vacation.

- My Summer Vacation: Draw / take a print of the following activity sheet.
Complete it and stick the same in your English notebook



Hindi

१- दो बार वर्णमाला अपनी

पुस्तिका में लिखें।

वर्णमाला



१- आ की मात्रा वाले 10 शब्द अपनी हिंदी पुस्तिका में लिखें।

२- न/स/झ से शुरू होने वाले किन्ही पाँच चीजों के चित्र बनाइए और उनमें रंग भरिए।

नोट- सभी कार्य हिंदी नोटबुक में किया जाएगा ।

Environmental Science

Academic Homework: Meet my family !

Complete the given task in your EVS notebook.

My Family



Hello! I'm Candy. I'm twelve years old. This is my family. My father, John is forty years old. Jessica is my mother. She is beautiful. She is thirty five. Sam is my grandfather and Marry is my grandmother. They are sixty five years old. Tina is my sister, she is seven years old, and Bob is a baby, he is six months. I love my family.

a. Complete the chart with the correct information.

Name	Family member	Ages
John	Father	Forty years

b. What kind of family do I live in? _____

Fun Activity:

Choose **any one** topic from the value education topics given below:

(a) I love my family

(b) Care for animals

(c) Safety

- Perform a deed that depicts the value chosen by you.
- Draw a picture/click a photograph of you performing the deed.


Paste the picture /photograph in your EVS notebook.



Navy Children School, Goa

CLASS II HOLIDAY HOMEWORK



SUBJECTS	ASSIGNMENTS
Mathematics	<p>Fun Activity</p> <ul style="list-style-type: none">• Write the birth date of your family members and arrange them in ascending and descending order.• For e.g., 17,27,23,1,18 Ascending Order - 1,17,18,23,27 Descending order - 27,23,18,17,1• Write tables of 2,3,4 and 5 on an A4 sheet.• Write Ordinal Numbers 1st First to 10th Tenth (For e.g., 1st - First) on an A4 size sheet. <p>Academic activity</p> <ul style="list-style-type: none">• If triangles are tens and circles, are ones. Cut and paste using colour papers the triangles /circles for the following numbers on an A4 size sheet. <p style="text-align: center;">23, 19, 31, 20</p> <ul style="list-style-type: none">• For e.g - 17• 1 Tens and 7 Ones <div style="text-align: center;"></div>
English	<p>10 pages of Handwriting practice in English notebook.</p> <p>Mention the date on each page. You can copy any story/ poem/ text.</p> <ul style="list-style-type: none">• Recite the poem “My Bicycle” with actions.

Read the chapter "Out! Out!"

- **Word Puzzle:** Please take a print out of the given puzzle and let the child solve it. Stick it in the English notebook.

•Maintain all work as instructed, collect sheets in a folder/ bag made out of newspaper and submit to English teacher after vacation.

Name: _____

Date: _____

WORD SEARCH Puzzle



MAN	BROWN	MYSELF	LARGE
LONG	SHORT	MADE	NONE
SLEEP	PURPLE	SING	BROTHER
FUNNY	SCHOOL	COLD	PRETTY
CHILDREN	BOTH	FRIDAY	FIRST



COOL2KIDS

Hindi

- १- अपनी पाठ्यपुस्तक से दस पेज़ सुलेख अपनी हिंदी नोटबुक के पीछे दिनांक सहित लिखेंगे।
- २- अ,आ, इ, ई, उ, ऊ,ए, ऐ, ओ,औ की मात्रा से बनने वाले दस शब्द अपनी हिंदी पुस्तिका में लिखें।
- ३- आइस्क्रीम स्टिक से एक फोटो फ्रेम बनाएं

और उसमें अपनी मनपसंद फोटो लगाएँ।



Environmental Studies

Academic Homework: – Draw or paste pictures of the 5 things you use your senses for in your EVS notebook?

Fun Activity - Make family puppets using ice-cream sticks and photographs of your family members.





Navy Children School, Goa
CLASS III HOLIDAY HOMEWORK



SUBJECTS	ASSIGNMENTS
Mathematics	<ul style="list-style-type: none">• Write the biggest number name you know.• For example - One hundred ninety-nine. <p>Count how many letters it has. The above number has 20 letters. Write the number name of 20 and count the letters in it.</p> <p>Eg. Twenty - It has six letters.</p> <p>Now six has three letters.</p> <p>Three has five letters.</p> <p>Five has four letters.</p> <p>Four has four letters. Game ends.</p> <ul style="list-style-type: none">• Create a 3D Model with any different geometric shapes. Example- House, Bird etc.
English	<p>10 pages of Handwriting practice on four line notebook pages. Mention the date on each page. You can copy any story, magazine articles, or newspaper articles.</p> <p>-Write names of five friends alphabetically in your English notebook.</p> <p>- Mixing colours and symmetry.</p> <p>Method: Take half a sheet of A4 paper, fold</p>

it into half. Put few drops of primary colours (water colours: Red, Blue, Yellow) on one side of the paper.

Now fold the paper, press it, and see the figure created.

You can use these beautiful art prints as cards or bookmarks or labels.

You may make a few for your family members and write one good thing about the family member in it!



Hindi

1. रंगीन कागज़ के टुकड़ों से चार उड़ने वाले जीवों के आकार नोटबुक में चिपकाएं और उनके नाम लिखिए।



2. हिंदी में कोई भी तीन बोलने में कठिन शब्द (tongue twister) का

	<p>अभ्यास कीजिए और उसे अपनी नोटबुक में लिखिए।</p> <p>उदाहरण:- पके पेड़ पर पका पपीता, पका पेड़ या पका पपीता। पके पेड़ को पकड़े पिकू, पिकू पकड़े पका पपीता ।</p> <p>खड़क सिंह के खड़कने से खड़कती हैं खिड़कियां, खिड़कियों के खड़कने से, खड़कता है खड़क सिंह।</p> <p>3. दस पेज़ सुलेख अपनी हिंदी नोट बुक के पीछे दिनांक सहित लिखेंगे।</p>
<p>Environmental Studies</p>	<p>Academic Homework:</p> <p>To be done on A 4 sheet.</p> <p>1. Adopt a tree in your locality.</p> <ul style="list-style-type: none"> * Find out which tree it is. <p>(ask any adult the name of the tree if you don't know).</p> <ul style="list-style-type: none"> • Give a pet name to the tree. <p>2. Write the following questions and their answers in your EVS notebook.</p> <ul style="list-style-type: none"> * What type of trunk does it have? (thick or thin, smooth or rough) * What is the shape of the leaves? (triangular, spear shape, round or other) * What is the colour of the leaves? * Does it bear flowers? If yes, what colour?

* Does it bear fruit? What kind - edible or non- edible, with one seed or many seeds?

* Draw the picture of your pet tree, write its name in beautiful handwriting.

* Conclude: Do you think trees are important? Why?

Fun Activity. Find out 10 different names of water in **five** regional languages and **five** foreign languages.



Navy Children School, Goa

CLASS IV HOLIDAY HOMEWORK



SUBJECTS	ASSIGNMENTS
Mathematics	<p><u>Fun Activity</u></p> <ul style="list-style-type: none">• Origami Cube - Make a origami cube using colour papers. <p>Reference link</p> <p>https://www.youtube.com/watch?v=337Qxhf pY4w</p> <ul style="list-style-type: none">• Which place did you visit during summer vacation? <p>How far is it from Goa?</p> <p>Convert the distance from Goa to the place you visited into metres.</p> <ul style="list-style-type: none">• Make model of a clock using cardboard, colour paper and number cut outs. <p><u>Academic activity</u></p> <ul style="list-style-type: none">• Revise• Lesson 1 - Building with Bricks• Lesson 2 - Long and Short• Revise multiplication table from 1 to 15.• Find the pin code of Ghaziabad, Lucknow, Delhi, Kanpur and Bareilly.• write the sum of any 3 pin codes (A4 size paper)• Find the difference between the greatest and the smallest pin code.

English

10 pages of Handwriting practice on single line notebook pages. Mention the date on each page. You can copy any story, magazine articles, or newspaper articles.

-Read two story books and write a pen picture of the main characters on an A4 sheet. You can draw the characters too. Paste the drawing on a cardboard or hard cover of a magazine or old book. Cut it into few pieces and voila! A puzzle is ready.

-Twist the Tale- Give a new ending to both the stories on A4 sheet.

•Maintain all work as instructed, collect sheets in a folder/ bag made out of newspaper and submit to English teacher after vacation.

•The best homework will be to spend a great time with your family doing outdoor activities!



Hindi

१- दस पेज सुलेख अपनी हिंदी नोट बुक के पीछे दिनांक सहित लिखेंगे। नोटबुक एवम् अभ्यास पत्र का कार्य अच्छी तरह पढ़ेंगे और लिखने का अभ्यास करेंगे ।

२- आपने अपनी गर्मी की छुट्टियाँ कैसे बिताई! इस विषय पर अपनी कक्षा में चर्चा करें। वर्षा ऋतु पर आधारित कोई भी दो कविता अपनी हिंदी

नोट बुक में पीछे लिखें एवं चित्र भी बनाएं।

३- भारत के किसी चार राज्यों में

रहनेवाले लोगों की भाषा, वेशभूषा, रहन-सहन, खान-पान का चित्र चिपकाकर ए-4 पेपर पर प्रत्येक के विषय में चार पंक्तियाँ लिखें।



Environmental Science

Academic Homework: To be done on A4 sheet

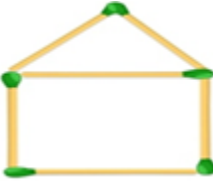

- If you could spend a whole day with your friends, what all would you do? Write any five things.
- Find out when the World Elephant Day is celebrated and write five interesting facts about elephants.
- Collect eight/ ten pictures of elephants. Cut and stick them on an A4 size paper to make a collage of elephants. (materials required: A4 size sheet, pictures of elephants, scissors and glue)

Fun Activity: Make an origami bird. (watch the video for help: <https://youtu.be/pdsE5-GWK1Y?si=1IZ5bHNqUMoBK1tT>)




Navy Children School, Goa
CLASS V HOLIDAY HOMEWORK



SUBJECTS	ASSIGNMENTS
Mathematics	<p>Fun Activity</p> <ul style="list-style-type: none">● Collect 4 leaves. Colour each leaf and print it on A4 sheet. Look at the angles on the leaves. Which of them are more/ less than a right angle?● Matchstick Puzzles: Solve the puzzles● Move 2 matchsticks to get 5 squares from house  <ul style="list-style-type: none">● Correct the equation by moving 1 matchstick  <ul style="list-style-type: none">● Academic activity: (to be done on A4 size sheet)● Angles in Names● Write your name using straight lines. Count the angles and write in the table below:

	<table border="1" data-bbox="808 205 1437 730"> <thead> <tr> <th data-bbox="808 205 967 527">Name</th> <th data-bbox="967 205 1122 527">Number of right angles</th> <th data-bbox="1122 205 1279 527">Number of angles more than a right angle</th> <th data-bbox="1279 205 1437 527">Number of angles less than a right angle</th> </tr> </thead> <tbody> <tr> <td data-bbox="808 527 967 630"></td> <td data-bbox="967 527 1122 630"></td> <td data-bbox="1122 527 1279 630"></td> <td data-bbox="1279 527 1437 630"></td> </tr> <tr> <td data-bbox="808 630 967 730"></td> <td data-bbox="967 630 1122 730"></td> <td data-bbox="1122 630 1279 730"></td> <td data-bbox="1279 630 1437 730"></td> </tr> </tbody> </table> <ul data-bbox="906 835 1409 1150" style="list-style-type: none"> • Make Angle tester and use it to measure different angles in your house. • Revise Lesson 1 - The Fish Tale • Lesson 2- Shapes and Angles • Revise tables from 1 to 20 	Name	Number of right angles	Number of angles more than a right angle	Number of angles less than a right angle								
Name	Number of right angles	Number of angles more than a right angle	Number of angles less than a right angle										
English	<ul data-bbox="818 1213 1437 1879" style="list-style-type: none"> • 10 pages of Handwriting practice to be done on single line notebook pages. Mention the date on each page. You can copy any story, magazine articles, or newspaper articles. • Read a book, write the author, title, summary of the story on A4 sheet. • Make a mini book (diary) using pages of old notebooks, decorate the cover page of the book and write things like- Good Manners, Books I Read, My Friends, What Makes Me Happy and other such interesting things which are personal to you. • Create wealth out of waste. Use any waste material like old plastic bottles, cardboard box, old jeans or clothes 												

etc and make a useful item out of it like planter, pen stand, hairband or bag. Write the process/ procedure.



Maintain all work as instructed, collect sheets in a folder/ bag made out of newspaper and submit to English teacher after vacation.

•The best homework will be to spend a great time with your family doing outdoor activities!

Hindi

१- दस पेज सुलेख अपनी हिंदी नोटबुक के पीछे

दिनांक सहित लिखेंगे।

- २- नोटबुक और अभ्यास पत्र का कार्य अच्छी तरह पढ़ेंगे और लिखने का अभ्यास करेंगे।
- ३- अपने घर में किसी विशेष त्योहार में बनाए जाने वाले किसी दो व्यंजन की विधि सीखें और बताएं कि आपने किससे सीखा तथा उसे बनाने में आपने क्या-क्या कार्य किया- इसकी एक सूची हिंदी नोटबुक में लिखिए।



Environmental Studies

Academic Homework:

Art Integrated Project – Make a PPT on Meghalaya with a slide on each of the following information:-

(a) Map of Meghalaya



(b) Chief Minister

(c) Governor

- (d) Motto
- (e) Capital
- (f) Famous cities.
- (g) State Animal
- (h) State Tree
- (i) State Bird
- (j) State Flower
- (k) State Dance
- (l) Mountain ranges
- (m) Rivers
- (n) Main crops
- (o) Food
- (p) Famous personalities

Fun Activity: Prepare a chart/ model of balance diet and food pyramid

